



Year 4 Newsletter

November 2019

Dates for your diary

5th/6th/7th November

Visits to Norfolk Record Office will take place on one of these days to support our exciting new English topic, Putting on A Pageant

13-15 November

Residential Trip to the Horstead Centre for 4B and 4H

18-20 November

Residential Trip to the Horstead Centre for 4RB and 4SH

25 / 26th November

Year 4 parent consultation evenings

9th December

Year 3/4 Christmas Carol concert—details to follow

School Uniform and PE Kit

Please ensure that all uniform and PE kit has been named! We have been inundated with children looking for lost jumpers, coats etc and finding it is made a lot easier if clothing is named.

Please note that whilst the adults at school try to support children with looking after their uniform, ultimate responsibility lies with the children. Adults in school do not always have the necessary time to track down lost clothing.

With the weather getting colder, please make sure children come to school with a coat and jumper. Also, we will continue to teach PE outside for as long as possible and as such they will need a suitable jumper and jogging bottoms.

Welcome back—we hope you had a happy and restful half term break.

We have had a very busy start to the year, and there is a lot coming up this half term to look forward to.



Extreme Earth!

This half terms topic work will revolve around our Extreme Earth. We will be looking closely at volcanoes, in particular the explosion of Mount Vesuvius in Pompeii, which continues our Roman work from last half term. We will be finding out lots about this event, how and why volcanoes occur, creating our own volcanoes and looking at other extreme geographical and weather types.

Curriculum

A detailed curriculum plan for this half term accompanies this newsletter to give you an idea of the topics and the learning we will be doing in class. Please remember to provide the office with an up to date email address, as this really helps us with making sure correspondence is getting home!

Class Dojo

We will continue to use Class Dojo for some forms of communication throughout the year. If you do not have a log-on then please let us know and we will arrange for you to be added. We will check for messages each day but for anything urgent please call the office. Similarly, important information from school will also be emailed or sent in paper form.






Supporting Your Child's Learning

Each half term we will be sending home some optional homework ideas to support learning—these are voluntary but we would love to see, share and celebrate anything your child produces. We have seen some wonderful things so far!

Reading—please read with your child every day; this really is the most useful thing you can be doing at home. As you read, talk about what you have read, look at how and why different punctuation is used and talk about vocabulary choices—this will all feed into the children's writing in school!



Times Tables: regular, short burst practice of these key mathematical facts will help ensure that you child is ready for the next stage of their education. It is vital the children learn the multiplication, and corresponding division facts, up to 12x12.




Horstead Centre

Residential Stays & Activity Days

Our trip to the Horstead Centre is approaching quickly now!

Please find below a summary of the most important details to keep in mind between now and departure!

- **ADMIN**—please make sure that payments are now complete and forms (both our medical form and that for Horstead) have been returned.
- **MEDICINES**—if you know your child will need any type of medicine while we are away, we need a separate medical form to be completed, and for the medicine and form to be handed in to the office in the week before we leave. If you have already let us know, the form will be coming home soon.
- **PACKING**—it will be cold and possibly wet while we are away. Please ensure the children have enough layers to keep warm as we will be outside for the majority of the day.
- **CLOTHING**—a list has already come home for recommended items. Please make sure everything is clearly named so that it gets back home for washing!
- **MONEY**—we recommend no more than £2 spending money. I am sure the children would happily spend whatever amount is given, but there is a limit to how many branded pens and pencils they need!
- **SLEEPING BAGS**—please have a practice of putting the sleeping bag back into its case before we leave. It is quite a skill, but the more children that can master it themselves the better it will be on leaving day!
- **GAMES**—there will be down-time in the evenings, so if the children wanted a small game, reading book or drawing that would probably be useful. Please do not bring cameras—we will be taking plenty of pictures.



Optional Homework Activities


Fun ways to support your child's learning (November 2019)

Extreme Earth

Here are some of our suggestions for activities you can do at home to learn about our extreme Earth:

Budding news reporters. Read All About It! Write a news report about a real or imaginary volcanic eruption. Research using the internet or books. You could type up your report like a real newspaper

Monster attack! Design and make your own fire monster. Think about how it looks, moves and feels to the touch. You could make a puppet, a model or a collage. Be creative!



Top Trumps. Create your own set of Top Trump cards on a subject to do with our topic. Some ideas might include volcanoes, earthquakes or other natural disasters. Make as many cards as you like, but it would be great if you made enough to be able to play a game with someone else. What about a board game, or one using Scratch?

Stranded! Imagine you are stranded after a volcanic eruption. Write a letter asking for help. Tell the reader what it is like and how you have tried to escape. Think about what would happen to you if you are not rescued.

Cooking. What can you create to eat that represents an irreversible change? As an example, eggs in a baking recipe cannot be returned to their original state once baked. What about a reversible one (chocolate is always popular!)

This list of ideas can be used how you would like to. Please do as many or as few as you wish - and let us know if you have any great ideas for activities that you and your child enjoy!

Times Tables

Please support your child to learn and be able to recall multiplication and related division facts up to 12X12.

Instant recall of these facts is essential for your child to keep up with the pace and demands of the Key Stage 2 curriculum.

Some online ideas:

<https://myminimaths.co.uk/tt38-times-tables-skill-builder/>


This is a 10-day rolling programme which takes just 5 minutes per day.

<https://play.ttrockstars.com>

A paid-for app which is always popular with children and introduces a competitive element to really spur them on!

<https://www.topmarks.co.uk/maths-games/hit-the-button>

A popular game in class and useful for improving recall and speed.



<https://play.google.com/store/apps/details?id=cf.multiplicationtablesforkidsfree&hl=en>

A free app from the Google store - another fun way to learn these facts.

Reading

Please encourage your child to read daily.

Spend time together, share the reading (hearing a quality story is just as beneficial as reading it for yourself and will feed through to writing), try and read a wide range of different text types (information and fiction, graphic novels, newspapers, comics, poems etc) and talk about what your child has been reading.